

THIAGARAJAR SCHOOL OF MANAGEMENT**Balance Sheet as at 31st March 2023**

PARTICULARS	SCH NO	As at 31.03.2023	As at 31.03.2022
<u>A. SOURCE OF FUNDS</u>			
CAPITAL FUND	1	1,25,00,000	1,25,00,000
RESERVE & SURPLUS	2	55,76,12,157	48,27,22,273
NON CURRENT LIABILITIES			
Secured Loans	3	-	1,76,130
CURRENT LIABILITES			
Sundry Creditors	4	16,67,218	47,57,680
Deposits & Advances	5	1,51,23,601	76,30,277
Other Current Liabilites	6	78,07,862	40,57,145
INTER UNIT PAYABLE	7	-1,71,20,915	-31,73,837
TOTAL		57,75,89,923	50,86,69,669
<u>B. APPLICATION OF FUNDS</u>			
FIXED ASSETS	8	12,62,78,552	12,69,89,037
CURRENT ASSETS			
Loans and Advances	9	12,55,918	5,09,193
Deposits	10	40,42,49,874	34,81,53,446
Other Current Assets	11	1,46,44,245	1,85,40,499
Sundry Debtors	12	11,36,117	3,15,168
Cash and Cash Equivalents	13	3,00,25,217	1,41,62,327
TOTAL		57,75,89,923	50,86,69,669

For R.Subramanian and Company LLP

Chartered Accountants

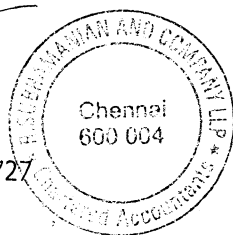
Firm Registration No.004137S/S200041

**R SUDARSHAN**
Partner


Membership No.240727

Place : Chennai

Date : 30.09.2023



For Thiagarajar School of Management



Correspondent

THIAGARAJAR SCHOOL OF MANAGEMENT

Statement of Income & Expenditure Account for the year ended 31st Mar 2023

PARTICULARS	SCH NO	For the year ended 31.03.2023	For the year ended 31.03.2022
<u>A. INCOME</u>			
Fees Received from Students	14	17,43,70,505	16,12,05,400
Othen Income	15	7,58,81,943	5,45,44,723
TOTAL		25,02,52,448	21,57,50,123
<u>B. EXPENSES</u>			
Administration Expenses	16	2,28,49,105	1,61,64,124
Expenses for Staff	17	7,21,03,112	5,65,21,701
Expenses for Students	18	5,00,92,059	3,18,02,470
Maintenance Expenses	19	1,25,96,298	1,01,18,643
Depreciation	8	1,70,40,048	1,70,29,628
Finance Charges	20	42,413	41,451
Other Expenses	21	6,39,529	5,74,421
TOTAL		17,53,62,564	13,22,52,438
EXCESS OF INCOME OVER EXPENDITURE		7,48,89,884	8,34,97,685

For R.Subramanian and Company LLP
Chartered Accountants
Firm Registration No.004137S/S200041

For Thiagarajar School of Management


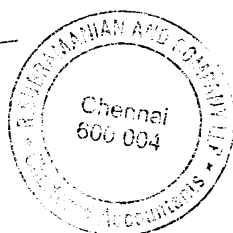
R. Sudarshan

R.SUDARSHAN
Partner

Membership No.240727

Place : Chennai

Date : 30.09.2023



Vallu Raman



Correspondent

Thiagarajar School of Management
Receipts and Payments for the year ended 31st March 2023

Particulars	Amount (in Rs.)	
A. OPENING BALANCE		
Cash in Hand	18,664	
Balances with Banks	1,41,43,663	
TOTAL A		1,41,62,327
B. RECEIPTS		
Fees received from Students	19,17,93,764	
Exam Fees	3,38,000	
Fines	1,61,005	
Application Fees	15,70,603	
Interest Income	19,86,844	
Other Income	6,68,483	
Hostel & Mess Income	3,98,22,550	
Seminar and Workshop	5,27,444	
Other Current Asset	12,05,511	
Sundry Debtors	5,92,867	
Advance Fees Received from Students	97,58,660	
TOTAL B		24,84,25,731
C. PAYMENTS		
Fixed Deposit	4,16,73,041	
Others payable	4,80,708	
Administration expenses	82,41,886	
Employee Benefit expenses	5,14,61,140	
Expenses for Students	15,00,609	
Maintenance expenses	4,46,302	
Other expenses	3,34,333	
Caution Deposits Repayable	27,44,202	
Secured Loan payable	1,81,620	
Intra Group	1,35,06,746	
Finance Charges	37,580	
Loans and Advances	55,61,900	
Statutory Payable	1,93,97,795	
Sundry Creditors	8,69,94,979	
TOTAL C		23,25,62,841
D. CLOSING BALANCE		
Cash in Hand	37,143	
Balances with Banks	2,99,88,074	
TOTAL D		3,00,25,217
<div style="display: flex; justify-content: space-between;"> <div> <p>For R.Subramanian and Company LLP Chartered Accountants Firm Registration No.004137S/S200041</p> <p><i>R. Sudarshan</i></p> <p>R SUDARSHAN Partner Membership No.240727 Place : Chennai Date : 30.09.2023</p> </div> <div> <p>For Thiagarajar School of Management</p> <p><i>Vallu Arasu</i></p> <p>Correspondent</p> </div> </div>		


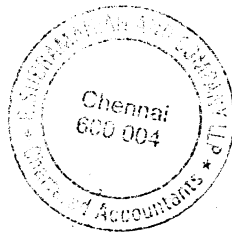
THIAGARAJAR SCHOOL OF MANAGEMENT
Schedules to Balance Sheet as at 31st Mar 2023

PARTICULARS	As at 31.03.2023 (Rs.)	As at 31.03.2022 (Rs.)
<u>Schedule No.1 - Capital Fund</u>		
Capital Fund	1,25,00,000	1,25,00,000
TOTAL	1,25,00,000	1,25,00,000
<u>Schedule No.2 - Reserve & Surplus</u>		
Reserve & Surplus	55,76,12,157	48,27,22,273
TOTAL	55,76,12,157	48,27,22,273
<u>Schedule No.3 - Secured Loans</u>		
Secured Loans		
Car Loan Account - Honda BRV - CBI	-	1,76,130
TOTAL	-	1,76,130
<u>Schedule No.4 - Sundry Creditors</u>		
Sundry Creditors	16,67,218	47,57,680
TOTAL	16,67,218	47,57,680
<u>Schedule No.5 - Deposits & Advances</u>		
Caution Deposit	52,39,301	56,20,257
Others	10,000	25,120
Fees Received in Advance	98,74,300	19,84,900
TOTAL	1,51,23,601	76,30,277
<u>Schedule No.6 - Other Current Liabilites</u>		
Expenses Payable	40,53,104	5,82,454
Statutory Payable	31,16,098	29,44,790
Other Payable	5,00,000	50,000
Fees Refundable	1,38,660	4,79,901
TOTAL	78,07,862	40,57,145



THIAGARAJAR SCHOOL OF MANAGEMENT
Schedules to Balance Sheet as at 31st Mar 2023

PARTICULARS	As at 31.03.2023 (Rs.)	As at 31.03.2022 (Rs.)
<u>Schedule No.7 - Inter unit Payable</u>		
Manickavasagam Charitable Foundation	1,40,17,066	50,17,066
Manikam Ramaswami College of Arts & Science	-1,90,81,438	
Thiagarajar College of Preceptors	-93,52,496	-81,19,536
Thiagarajar Model Higher Secondary School	-17,42,025	-56,173
Thiagarajar Nursery & Primary School	-9,62,022	-15,194
TOTAL	-1,71,20,915	-31,73,837
<u>Schedule No.9 - Loans & Advances</u>		
Rental Advance	2,500	32,500
Staff Advance	1,81,877	2,39,659
Festival Advance	87,900	1,28,900
Other Advances	1,24,067	1,08,134
Thekkur School	8,59,574	0
TOTAL	12,55,918	5,09,193
<u>Schedule No.10 - Deposits</u>		
Electricity Deposit	14,50,565	11,93,646
Deposit for Gas	7,100	7,100
Telephone Deposit	19,875	19,875
Fixed Deposits		
Fixed Deposits - CBI	6,02,749	5,71,019
Fixed Deposits - CUB	1,50,00,000	
Fixed Deposits - Federal Bank	8,75,00,000	6,75,00,000
Fixed Deposits - SBI	17,07,80,567	16,55,05,635
Fixed Deposits - PNB	12,88,00,018	11,32,67,171
Other Deposits	89,000	89,000
TOTAL	40,42,49,874	34,81,53,446

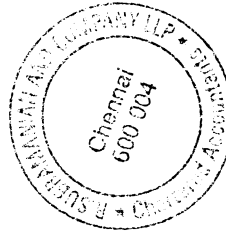


Schedule 8 : Fixed Assets

THIAGARAJAR SCHOOL OF MANAGEMENT


Depreciation as per Income Tax Act, 1961

Block of Assets	Deprn. Rate	WDV as on 01.04.2022	Additions during the year		Deletions during the year	WDV Eligible for Depreciation	Depreciation for the year	WDV as on 31.03.2023
			More than 180 Days	Less than 180 Days				
Building	10%	9,80,69,838	74,734	60,58,406	-	10,42,02,978	1,01,17,377	9,40,85,600
Plant and Machinery	15%	1,64,58,615	3,83,203	8,12,300	-	1,76,54,118	25,87,195	1,50,66,923
Furniture and Fittings	10%	64,15,988	10,27,198	38,82,294	-	1,13,25,480	9,38,433	1,03,87,046
Computer and Accessories	40%	49,28,170	30,37,443	10,53,986	-	90,19,599	33,97,042	56,22,556
Land	0%	11,16,426	-	-	-	11,16,426	-	11,16,426
TOTAL		12,69,89,037	45,22,578	1,18,06,986	-	14,33,18,601	1,70,40,048	12,62,78,552




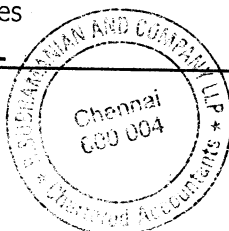
THIAGARAJAR SCHOOL OF MANAGEMENT
Schedules to Balance Sheet as at 31st Mar 2023

PARTICULARS	As at 31.03.2023 (Rs.)	As at 31.03.2022 (Rs.)
<u>Schedule No.11 - Other Current Assets</u>		
TDS Receivable	12,41,810	-
Prepaid Expenses	20,75,559	18,35,691
Fees Receivable from Students	71,48,000	1,03,52,900
Refund receivable from Bank	37,076	37,076
Disputed Tax paid under Protest	16,00,000	16,00,000
Accrued Income	25,41,800	47,14,832
TOTAL	1,46,44,245	1,85,40,499
<u>Schedule No.12 - Sundry Debtors</u>		
Sundry Debtors	11,36,117	3,15,168
TOTAL	11,36,117	3,15,168
<u>Schedule No.13 - Cash & Cash Equivalents</u>		
Cash in Hand	37,143	18,664
Balances with Banks	2,99,88,074	1,41,43,663
TOTAL	3,00,25,217	1,41,62,327




THIAGARAJAR SCHOOL OF MANAGEMENT
Schedules to Income & Expenditure for the year ended 31st Mar 2023

PARTICULARS	For the year ended 31.03.2023 (Rs.)	For the year ended 31.03.2022 (Rs.)
<u>Schedule No.14 - Fees Received from Students</u>		
Fees Received from Students	17,43,70,505	16,12,05,400
TOTAL	17,43,70,505	16,12,05,400
<u>Schedule No.15 - Other Income</u>		
Application Fees	14,36,219	9,49,174
Exam Fees	3,38,000	3,47,400
Rent	52,355	56,538
Mess Income	2,79,94,550	1,75,37,500
Hostel Rent	2,64,40,800	1,75,07,500
Interest Income	1,66,63,393	1,46,77,088
Admission Cancellation Fees	9,000	44,000
Miscellaneous Income	47,952	1,67,919
Scrap Sales	1,90,993	2,33,082
Student Verification fees	2,17,757	1,49,530
Fines	1,62,109	47,021
Seminar & Workshop	23,14,647	28,24,792
Discount Received	1,857	3,180
Credit Balance Written back	12,311	-
TOTAL	7,58,81,943	5,45,44,723
<u>Schedule No.16 - Administration Expenses</u>		
Audit Fees	8,26,000	4,72,000
Admission Expenses	58,29,919	43,92,335
Advertisement & Recruitment Expenses	56,723	-
Academic Council Expenses	35,000	-
NAAC Accreditation Expenses	11,42,784	-
Meeting Expenses	91,800	1,91,800
Diesel for Generator	3,98,748	1,85,920
Electricity Charges	71,54,200	45,35,556
Insurance	1,68,486	1,37,125
Iso Certification Exp	83,704	15,340
Petrol & Diesel Expenses	2,23,582	2,89,016
Postage & Telegram	69,374	74,913
Printing & Stationery	5,65,828	3,57,649
Security Charges	24,44,145	21,23,821
Telephone Expenses	51,799	67,817
Honorarium Expenses	19,36,995	25,47,524
Traveling & Conveyance Expenses	9,82,310	6,87,922
Professional Fees	7,87,707	85,386
Research Centre Recognition Fees	-	-
TOTAL	2,28,49,105	1,61,64,124



THIAGARAJAR SCHOOL OF MANAGEMENT
Schedules to Income & Expenditure for the year ended 31st Mar 2023

PARTICULARS	For the year ended 31.03.2023 (Rs.)	For the year ended 31.03.2022 (Rs.)
<u>Schedule No.17 - Expenses for Staff</u>		
Salary	6,03,19,440	4,85,62,145
Contribution towards Provident Fund	50,27,431	42,57,074
Contribution towards ESI	1,26,173	1,09,876
Ex - Gratia	-	-
Gratuity	30,65,000	19,65,895
Training Expenses	-	-
Incentives for Research & Publication	17,86,725	11,45,000
Faculty Development Program	3,13,977	2,02,599
Staff Welfare	14,64,366	2,79,112
TOTAL	7,21,03,112	5,65,21,701
<u>Schedule No.18 - Expenses for Students</u>		
Alumni Meet Expenses	42,386	48,350
Industry Visit Exp	23,264	12,045
Placement Expenses	26,27,592	11,39,025
Convocation Expenses	9,22,503	
HBR Cases	31,35,125	27,13,777
Event Expenses	2,85,567	5,00,000
RDIP	11,12,748	12,78,001
Accreditation and Certification Expenses	4,70,000	3,61,624
Outbound Program Expenses	1,12,10,216	18,44,875
Internet Expenses	17,63,616	16,84,208
Student Mess expenses	1,73,76,329	1,21,62,063
Journals, Magazines and Books	31,02,796	23,44,406
Membership Fee	1,04,097	77,727
News Paper Expenses	2,16,124	2,07,617
Scholarship	8,48,600	16,27,600
Sports and Games Expenses	5,79,744	3,22,781
Students Activity Programme	11,05,766	6,04,026
Students Welfare Expenses	69,380	72,251
Text Book and Printing Charges	32,38,947	30,27,852
Uniform Expenses & ID Cards	9,05,830	12,74,985
Business Simulation & Strategy	4,50,760	4,57,840
Student Stipend for Ph.D.,	5,00,669	41,417
TOTAL	5,00,92,059	3,18,02,470



THIAGARAJAR SCHOOL OF MANAGEMENT
Schedules to Income & Expenditure for the year ended 31st Mar 2023

PARTICULARS	For the year ended 31.03.2023 (Rs.)	For the year ended 31.03.2022 (Rs.)
<u>Schedule No.19 - Maintenance Expenses</u>		
Building Maintenance Expenses	52,35,146	38,94,903
Computer & Lab Maintenance	23,74,383	28,71,235
Electrical Expenses	9,16,243	5,78,003
Equipments Maintenance	10,73,746	6,87,974
Furniture Maintenance	1,87,935	1,77,284
Garden Maintenance	5,23,583	4,25,777
Generator Maintenance	5,09,637	2,02,026
Hostel Maintenance Expenses	13,72,274	10,77,657
Repairs & Upkeepings	43,032	1,10,028
STP Maintenance	2,05,900	23,886
Vehicle Maintenance	59,394	69,870
Website Maintenance	95,024	-
TOTAL	1,25,96,298	1,01,18,643
<u>Schedule No.20 - Finance Cost</u>		
Interest on Loan	4,833	19,634
Bank Charges	37,580	21,817
TOTAL	42,413	41,451
<u>Schedule No.21 - Other Expenses</u>		
Rates and Taxes	1,88,073	2,34,084
Donation Paid	30,000	-
Miscellaneous Expenses	4,13,934	2,76,983
Water Charges	-	63,354
Exchange Difference	7,522	-
TOTAL	6,39,529	5,74,421

