

THIAGARAJAR SCHOOL OF MANAGEMENT

Balance Sheet as at 31st March 2024

PARTICULARS	SCH NO	AS AT 31.03.2024 (Rs.)	AS AT 31.03.2023 (Rs.)
<u>A. SOURCE OF FUNDS</u>			
CAPITAL FUND	1	1,25,00,000	1,25,00,000
RESERVE & SURPLUS	2	67,37,67,763	55,76,12,157
NON CURRENT LIABILITIES			
Secured Loans	3	-	-
CURRENT LIABILITES			
Sundry Creditors	4	1,58,40,405	16,67,218
Deposits & Advances	5	1,83,62,699	1,51,23,601
Other Current Liabilites	6	57,84,050	78,07,862
INTER UNIT PAYABLE	7	-2,70,26,614	-1,71,20,915
TOTAL		69,92,28,305	57,75,89,923
<u>B. APPLICATION OF FUNDS</u>			
FIXED ASSETS	8	19,02,40,642	12,62,78,552
CURRENT ASSETS			
Loans and Advances	9	66,68,783	12,55,918
Deposits	10	44,82,05,788	40,42,49,874
Other Current Assets	11	2,80,75,322	1,46,44,245
Sundry Debtors	12	-	11,36,117
Cash and Cash Equivalents	13	2,60,37,769	3,00,25,217
TOTAL		69,92,28,305	57,75,89,923

As per our report of even date

For R.Subramanian and Company LLP
Chartered Accountants
Firm Registration No.004137S/S200041

R. Sudarshan

R. Sudarshan
Partner

Membership No.240727

UDIN :

Place : Chennai

Date : 30.09.2024



For Thiagarajar School of Management

1/3 Vallu Subramanian

Correspondent



THIAGARAJAR SCHOOL OF MANAGEMENT

Statement of Income & Expenditure Account for the year ended 31st March 2024

PARTICULARS	SCH NO	For the year ended 31.03.2024 (Rs.)	For the year ended 31.03.2023 (Rs.)
<u>A. INCOME</u>			
Fees Received from Students	14	20,73,80,383	17,43,70,505
Other Income	15	10,89,91,945	7,58,81,943
TOTAL		31,63,72,328	25,02,52,448
<u>B. EXPENSES</u>			
Administration Expenses	16	2,83,36,493	2,28,49,105
Employee Benefit Expenses	17	7,45,49,078	7,21,03,112
Expenses for Students	18	6,07,45,957	5,00,92,059
Maintenance Expenses	19	1,38,84,266	1,25,96,297
Depreciation	8	2,06,72,935	1,70,40,048
Finance Charges	20	60,861	42,413
Other Expenses	21	19,67,141	6,39,529
TOTAL		20,02,16,731	17,53,62,564
EXCESS OF INCOME OVER EXPENDITURE		11,61,55,597	7,48,89,884

As per our report of even date

For R.Subramanian and Company LLP
Chartered Accountants
Firm Registration No.004137S/S200041

R.ell

R.Sudarshan

Partner

Membership No.240727

UDIN :

Place : Chennai

Date : 30.09.2024



For Thiagarajar School of Management

2/3 V. Subramanian

Correspondent



Thiagarajar School of Management
Receipts and Payments for the year ended 31st March 2024

Particulars	Amount (in Rs.)	
A. OPENING BALANCE		
Cash in Hand	37,143	
Balances with Banks	2,99,88,074	
TOTAL A		3,00,25,217
B. RECEIPTS		
Fees received from Students	27,15,31,986	
Exam Fees	4,58,000	
Fines	49,408	
Application Fees	19,03,510	
Interest Income	19,47,587	
Other Income	4,78,423	
Hostel & Mess Income	6,03,570	
Seminar and Workshop	1,39,493	
Other Current Asset	(8,16,318)	
Sundry Debtors	23,94,505	
Advance Fees Received from Students	1,28,92,000	
TOTAL B		29,15,82,164
C. PAYMENTS		
Fixed Deposit	2,44,17,427	
Others payable	9,17,979	
Administration expenses	1,04,67,530	
Employee Benefit expenses	5,66,43,301	
Expenses for Students	23,61,816	
Maintenance expenses	8,08,829	
Other expenses	1,81,869	
Caution Deposits Repayable	23,20,713	
Secured Loan payable	-	
Intra Group	2,21,28,161	
Finance Charges	56,333	
Loans and Advances	42,45,906	
Statutory Payable	2,32,95,998	
Sundry Creditors	14,77,23,750	
TOTAL C		29,55,69,612
D. CLOSING BALANCE		
Cash in Hand	1,880	
Balances with Banks	2,60,35,890	
TOTAL D		2,60,37,769

For R.Subramanian and Company LLP
Chartered Accountants
Firm Registration No.004137S/S200041

R. Sudarshan

R SUDARSHAN

Partner

Membership No.240727

UDIN :

Place : Chennai

Date : 30.09.2024



For Thiagarajar School of Management


3/3 Vallu Raman

Correspondent




THIAGARAJAR SCHOOL OF MANAGEMENT
Schedules to Balance Sheet as at 31st March 2024

PARTICULARS	AS AT 31.03.2024 (Rs.)	AS AT 31.03.2023 (Rs.)
<u>Schedule No.1 - Capital Fund</u>		
Capital Fund	1,25,00,000	1,25,00,000
TOTAL	1,25,00,000	1,25,00,000
<u>Schedule No.2 - Reserves & Surplus</u>		
Reserves & Surplus	67,37,67,763	55,76,12,157
TOTAL	67,37,67,763	55,76,12,157
<u>Schedule No.3 - Secured Loans</u>		
Secured Loans		
Car Loan Account - Honda BRV - CBI	-	-
TOTAL	-	-
<u>Schedule No.4 - Sundry Creditors</u>		
Sundry Creditors- Retention Account	29,60,361	2,41,978
Sundry Creditors- Others	1,28,80,044	14,25,239
TOTAL	1,58,40,405	16,67,218
<u>Schedule No.5 - Deposits & Advances</u>		
Caution Deposit	62,62,599	52,39,301
Others	12,100	10,000
Fees Received in Advance	1,20,88,000	98,74,300
TOTAL	1,83,62,699	1,51,23,601
<u>Schedule No.6 - Other Current Liabilities</u>		
Expenses Payable	11,93,822	40,53,104
Statutory Payable	38,65,228	31,16,098
Other Payable	7,25,000	5,00,000
Fees Refundable	-	1,38,660
TOTAL	57,84,050	78,07,862



THIAGARAJAR SCHOOL OF MANAGEMENT
Schedules to Balance Sheet as at 31st March 2024

PARTICULARS	AS AT 31.03.2024 (Rs.)	AS AT 31.03.2023 (Rs.)
<u>Schedule No.7 - Inter unit Payable</u>		
Manickavasagam Charitable Foundation	5,37,82,881	1,40,17,066
Manikam Ramaswami College of Arts & Science	-6,61,17,531	-1,90,81,438
Thiagarajar College of Preceptors	-1,08,24,341	-93,52,496
Thiagarajar Model Higher Secondary School	-23,56,813	-17,42,025
Thiagarajar Nursery & Primary School	-11,07,009	-9,62,022
LTM Middle School	-4,03,801	
TOTAL	-2,70,26,614	-1,71,20,915
<u>Schedule No.9 - Loans & Advances</u>		
Rental Advance	2,500	2,500
Staff Advance	67,000	1,81,877
Festival Advance	1,12,400	87,900
Other Advances	3,99,873	1,24,067
Sundry Creditors - Advances	46,00,971	-
Thekkur School	14,86,039	8,59,574
TOTAL	66,68,783	12,55,918
<u>Schedule No.10 - Deposits</u>		
Electricity Deposit	19,18,493	14,50,565
Deposit for Gas	7,100	7,100
Telephone Deposit	19,875	19,875
Fixed Deposits		
Fixed Deposits - CBI	6,47,043	6,02,749
Fixed Deposits - CUB	2,50,00,002	1,50,00,000
Fixed Deposits - Federal Bank	14,75,00,000	8,75,00,000
Fixed Deposits - SBI	17,69,91,724	17,07,80,567
Fixed Deposits - PNB	9,60,32,551	12,88,00,018
Other Deposits	89,000	89,000
TOTAL	44,82,05,788	40,42,49,874




THIAGARAJAR SCHOOL OF MANAGEMENT

Schedules to the Balance Sheet as at 31st March 2024

Schedule 8 : Fixed Assets

Depreciation as per Income Tax Act, 1961

Block of Assets	Deprn. Rate	WDV as on 01.04.2023	Additions during the year		Deletions during the year	WDV Eligible for Depreciation	Depreciation for the year	WDV as on 31.03.2024
			More than 180 Days	Less than 180 Days				
Building	10%	9,40,85,600	2,19,98,310	5,69,44,928	-	17,30,28,838	1,44,55,637	15,85,73,201
Plant and Machinery	15%	1,50,66,923	10,30,084	2,38,244	-	1,63,35,251	24,32,419	1,39,02,832
Furniture and Fittings	10%	1,03,87,046	21,32,441	16,35,245	-	1,41,54,732	13,33,711	1,28,21,021
Computer and Accessories	40%	56,22,556	3,54,950	3,00,823	-	62,78,329	24,51,167	38,27,162
Land	0%	11,16,426	-	-	-	11,16,426	-	11,16,426
TOTAL		12,62,78,552	2,55,15,785	5,91,19,240	-	21,09,13,577	2,06,72,935	19,02,40,642





THIAGARAJAR SCHOOL OF MANAGEMENT
Schedules to Balance Sheet as at 31st March 2024

PARTICULARS	AS AT 31.03.2024 (Rs.)	AS AT 31.03.2023 (Rs.)
<u>Schedule No.11 - Other Current Assets</u>		
TDS Receivable	29,88,465	12,41,810
Prepaid Expenses	58,45,216	20,75,559
Fees Receivable from Students	67,97,700	71,48,000
Refund receivable from Bank	-	37,076
Disputed Tax paid under Protest	16,00,000	16,00,000
Accrued Income	1,07,62,121	25,41,800
Expenses recoverable	81,820	-
TOTAL	2,80,75,322	1,46,44,245
<u>Schedule No.12 - Sundry Debtors</u>		
Sundry Debtors	-	11,36,117
TOTAL	-	11,36,117
<u>Schedule No.13 - Cash & Cash Equivalents</u>		
Cash in Hand	1,880	37,143
Balances with Banks	2,60,35,890	2,99,88,074
TOTAL	2,60,37,769	3,00,25,217




THIAGARAJAR SCHOOL OF MANAGEMENT
Schedules to Income & Expenditure for the year ended 31st March 2024

PARTICULARS	For the year ended 31.03.2024 (Rs.)	For the year ended 31.03.2023 (Rs.)
<u>Schedule No.14 - Fees Received from Students</u>		
Fees Received from Students	20,73,80,383	17,43,70,505
TOTAL	20,73,80,383	17,43,70,505
<u>Schedule No.15 - Other Income</u>		
Application Fees	19,03,510	14,36,219
Exam Fees	4,58,000	3,38,000
Rent	52,636	52,355
Mess Income	3,86,03,100	2,79,94,550
Hostel Rent	3,27,91,220	2,64,40,800
Interest Income	3,27,37,624	1,66,63,393
Admission Cancellation Fees	3,23,727	9,000
Miscellaneous Income	83,402	47,952
Scrap Sales	1,61,467	1,90,993
Student Verification fees	1,38,538	2,17,757
Fines	49,408	1,62,109
Seminar & Workshop	13,60,041	23,14,647
Discount Received	8,500	1,857
Infrastructure & Amenities	1,27,750	-
Credit Balance Written back	1,93,022	12,311
TOTAL	10,89,91,945	7,58,81,943
<u>Schedule No.16 - Administration Expenses</u>		
Audit Fees		
- Statutory Audit	4,72,000	4,72,000
- Internal Audit	3,54,000	3,54,000
Admission Expenses	87,60,511	58,29,919
Advertisement & Recruitment Expenses	5,77,747	56,723
Academic Council Expenses	35,000	35,000
NAAC Accreditation Expenses	-	11,42,784
Meeting Expenses	2,52,701	91,800
Electricity Charges	93,25,605	71,54,200
Insurance	1,53,076	1,68,486
ISO Certification Expenses	18,791	83,704
Petrol & Diesel Expenses	6,71,473	6,22,330
Postage & Telegram	50,791	69,374
Printing & Stationery	4,97,519	5,65,828
Security Charges	23,93,770	24,44,145
Telephone Expenses	51,018	51,799
Honorarium	26,91,423	19,36,995
Traveling & Conveyance	8,71,139	9,82,310
Professional Fees	11,59,930	7,87,707
Research Centre Recognition Fees	-	-
TOTAL	2,83,36,493	2,28,49,105



THIAGARAJAR SCHOOL OF MANAGEMENT
Schedules to Income & Expenditure for the year ended 31st March 2024

PARTICULARS	For the year ended 31.03.2024 (Rs.)	For the year ended 31.03.2023 (Rs.)
<u>Schedule No.17 - Employee benefit expenses</u>		
Salary	6,47,02,117	6,03,19,440
Contribution towards Provident Fund	58,79,368	50,27,431
Contribution towards ESI	1,31,776	1,26,173
Ex - Gratia	-	-
Gratuity	7,53,995	30,65,000
Training Expenses	-	-
Incentives for Research & Publication	23,38,000	17,86,725
Faculty Development Program	4,29,934	3,13,978
Staff Welfare	3,13,889	14,64,366
TOTAL	7,45,49,078	7,21,03,112
<u>Schedule No.18 - Expenses for Students</u>		
Alumni Meet Expenses	1,22,275	42,386
Industry Visit Expenses	-	23,264
Placement Expenses	13,45,619	26,27,592
Convocation Expenses	91,975	9,22,503
Licenses and Subscriptions	58,03,244	31,35,125
Event Expenses	7,66,165	2,85,567
RDIP	13,72,333	11,12,748
Accreditation and Certification Expenses	13,57,304	5,74,097
Outbound Program Expenses	1,51,96,641	1,12,10,216
Internet Expenses	17,61,433	17,63,616
Student Canteen Expenses	2,12,08,530	1,73,76,329
Journals, Magazines and Books	35,69,036	31,02,796
News Paper Expenses	3,23,273	2,16,124
Scholarship	8,53,800	8,48,600
Sports and Games Expenses	4,92,408	5,79,744
Students Activity Programme	7,98,803	11,05,766
Students Welfare Expenses	-28,378	69,380
Text Book and Printing Charges	33,42,762	32,38,947
Uniform Expenses & ID Cards	11,09,350	9,05,830
Business Simulation & Strategy	4,67,870	4,50,760
Student Stipend for Ph.D.,	7,91,514	5,00,669
TOTAL	6,07,45,957	5,00,92,059



THIAGARAJAR SCHOOL OF MANAGEMENT
Schedules to Income & Expenditure for the year ended 31st March 2024

PARTICULARS	For the year ended 31.03.2024 (Rs.)	For the year ended 31.03.2023 (Rs.)
<u>Schedule No.19 - Repairs and Maintenance Expenses</u>		
Repairs and Maintenance - Buildings	62,15,692	66,07,420
Repairs and Maintenance - Computers	35,80,901	23,74,383
Repairs and Maintenance - Electricals	8,91,886	9,16,243
Repairs and Maintenance - Equipment	9,67,470	15,83,383
Repairs and Maintenance - Furniture	1,50,073	1,87,935
Repairs and Maintenance - Others	20,78,243	9,26,933
TOTAL	1,38,84,266	1,25,96,297
<u>Schedule No.20 - Finance Cost</u>		
Interest Paid	4,528	4,833
Bank Charges	56,333	37,580
TOTAL	60,861	42,413
<u>Schedule No.21 - Other Expenses</u>		
Rates and Taxes	78,232	1,88,073
Donation Paid	-	30,000
MDP / Seminar & Workshop Expenses	16,77,560	
Miscellaneous Expenses	2,11,348	4,13,934
Rounded off	-	-
Foreign Currency Exchange Difference	-	7,522
TOTAL	19,67,141	6,39,529

